



ಬೃಹತ್ ಬೆಂಗಳೂರು ಮಹಾನಗರ ಪಾಲಿಕೆ  
Bruhat Bengaluru Mahanagara Palike



# BBMP COVID-19 WAR ROOM 18.06.2023

BBMP / COVID-19 WAR ROOM / BULLETIN – 1182/ 18.06.2023 / #BBMPfightsCOVID19



# OVERVIEW OF COVID-19 IN BENGALURU

**CASE TRENDS** ACTIVE CASES **13**

Confirmed Cases

**0**

18,86,833<sup>#</sup>

Recovered Cases

**0**

18,69,819<sup>#</sup>

Death Cases

**0**

17,001<sup>#</sup>



**HOSPITALIZATION**

**0**

ICU – V

-

ICU

-

HDU

-

General

-

INCLUDES GOVT. QUOTA AND PRIVATE WALK-IN HOSPITALIZATION



**VACCINATION**

**19**

2,07,01,081<sup>#</sup>

First Dose

**6**

96,89,938<sup>#</sup>

Second Dose

**5**

95,11,716<sup>#</sup>

Precaution Dose

**8**

14,99,427<sup>#</sup>



**TRIAGING**

MTU

**0**

Tele Triage

**0**



**ACTIVE CZs**

**0**

MCZs (< 5 cases)

**0**

Clusters (> 5 cases)

**0**



**TESTING**

**505**

3,24,39,471<sup>#</sup>

RAT

**174**

RTPCR

**331**

Positivity :0.36%

\*FOR LAST 7 DAYS

# : indicates cumulative numbers till date



# ABSTRACT OF COVID-19 SCENARIO IN BENGALURU



	MALE			FEMALE			TRANSGENDER			TOTAL		
	Last 24 Hours	Last 7 Days	Cumulative	Last 24 Hours	Last 7 Days	Cumulative	Last 24 Hours	Last 7 Days	Cumulative	Last 24 Hours	Last 7 Days	Cumulative
<b>Positive Cases</b>	0	12	11,11,978	0	9	7,74,659	0	0	196	0	21	18,86,833
<b>Recovered Cases</b>	0	22	10,99,632	0	17	7,69,057	0	0	187	0	39	18,69,819
<b>Death Cases</b>	0	0	10,770	0	0	6,227	0	0	4	0	0	17,001
<b>Total Tests Done</b>	<b>In Last 24 hrs. : 505</b>			<b>In last 7 days : 5,888</b>			<b>Cumulative : 3,24,39,471</b>					
<b>Vaccine Doses Administered</b>	<b>In Last 24 hrs. : 19</b>			<b>In last 7 days : 40</b>			<b>Cumulative : 2,07,01,081</b>					
<b>ACTIVE CASES</b>									<b>13</b>			

\*Covid deaths occurred today : 00 | Covid deaths occurred beyond last 24hrs., reported today : 00



# LAST 24 HOURS AGE GROUP AND GENDER WISE DISTRIBUTION



**Positive Cases : 0**

Female Male Transgender

0 - 9

10 - 19

20 - 29

30 - 39

40 - 49

50 - 59

60 - 69

>70

**Recovered Cases : 0**

0 - 9

10 - 19

20 - 29

30 - 39

40 - 49

50 - 59

60 - 69

>70

**Death Cases : 0**

0 to 9

10 to 19

20 to 29

30 to 39

40 to 49

50 to 59

60 to 69

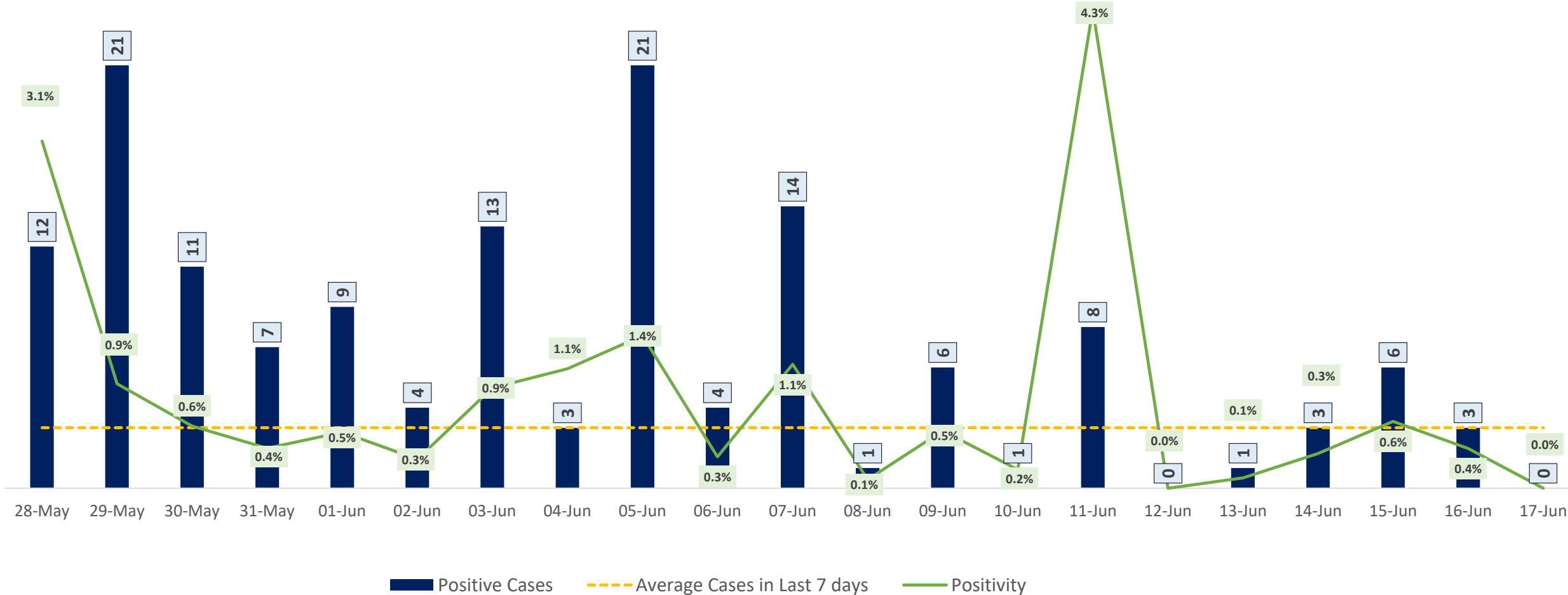
>=70



# POSITIVITY RATE OF BENGALURU – LAST 21 DAYS



Average Cases in Last 7 days : 3

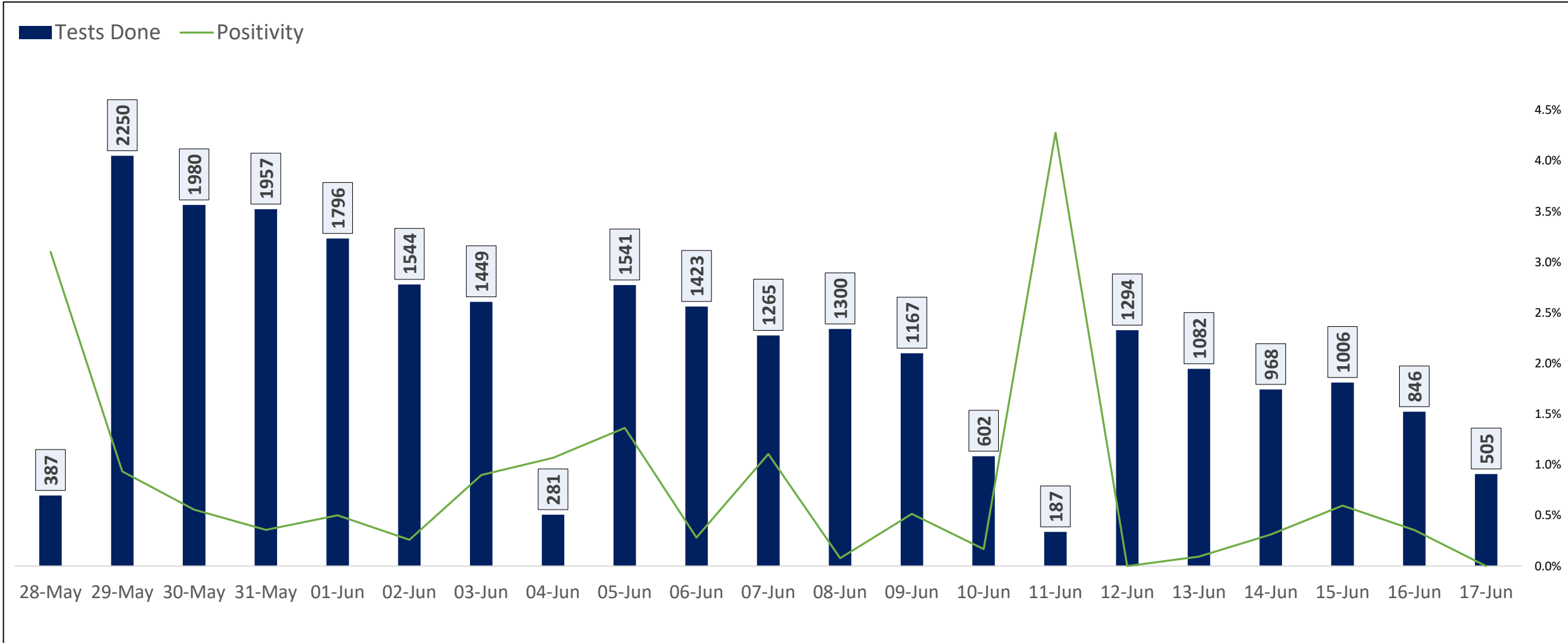




# TESTING TRENDS IN BENGALURU

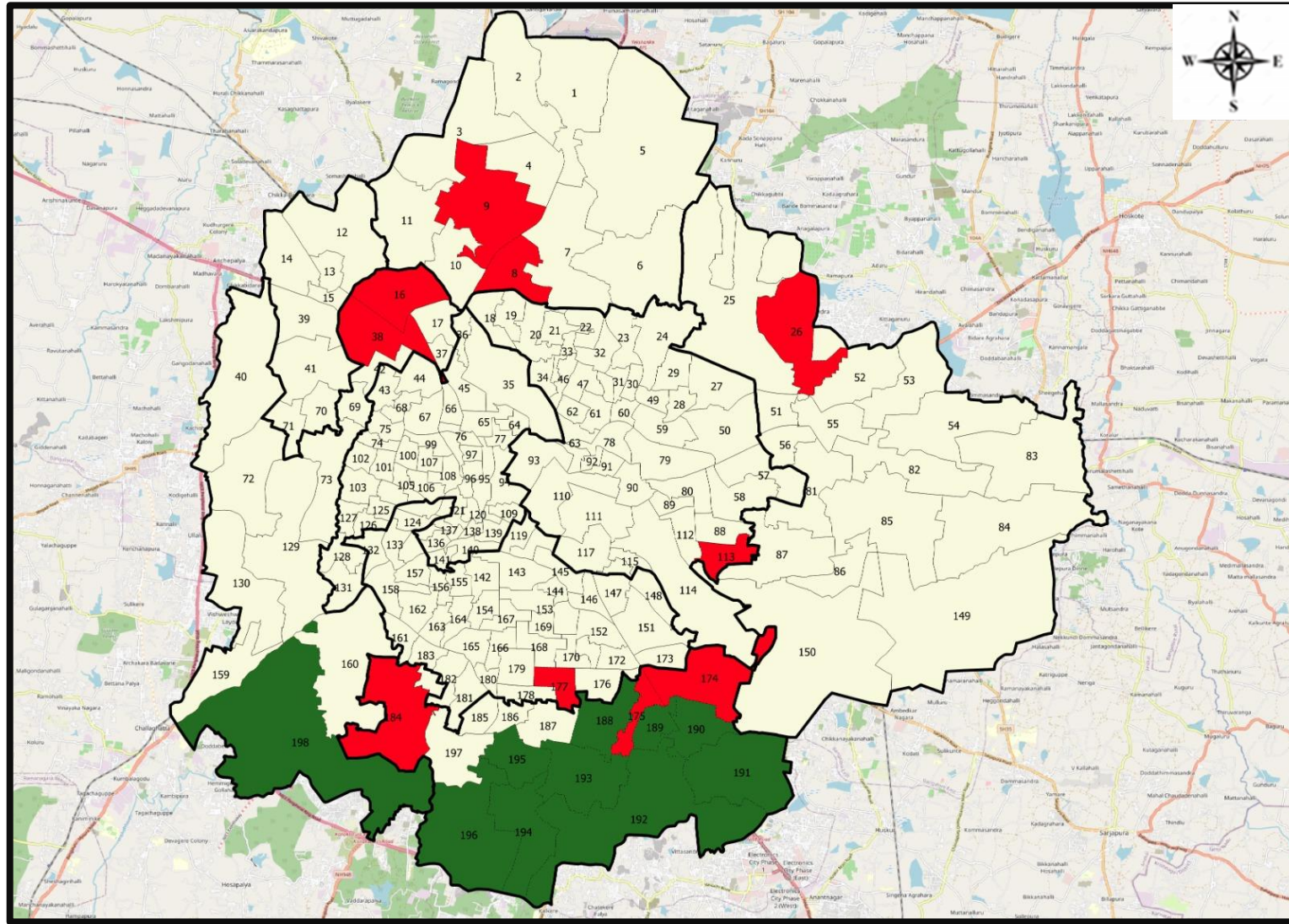


Total Test Conducted Till Date	Test Conducted Last 24 hours	Last 7 Days Average
3,24,39,471	505	841





# BENGALURU URBAN MAP SHOWING TREND OF POSITIVE CASES IN LAST 7 DAYS



### Top 10 wards reporting highest number of positive cases in last 10 days

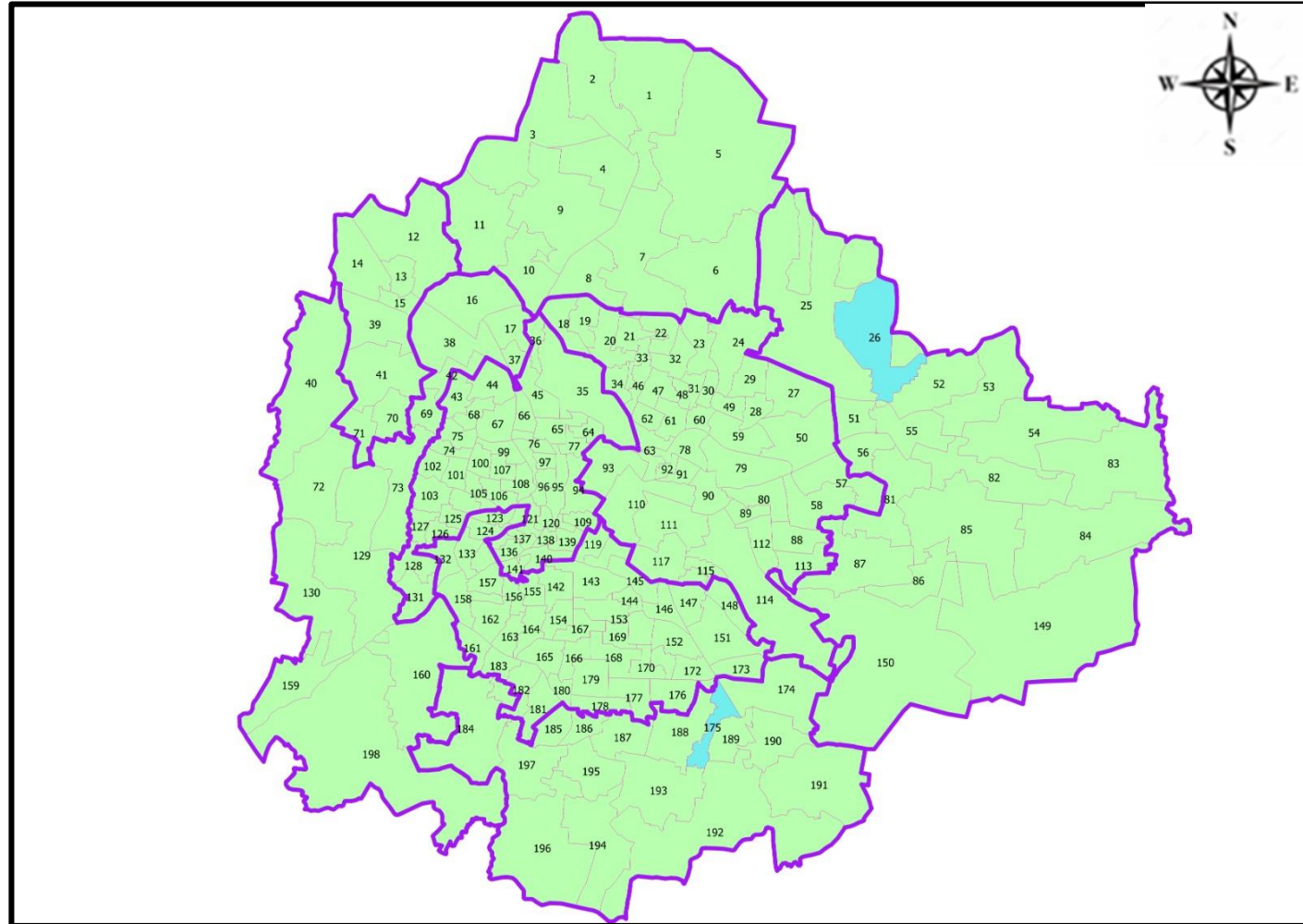
Ward No.	Ward Name	Daily Cases Average
26	Ramamurthy Nagar	1
175	Bommanahalli	1
8	Kodigehalli	1
9	Vidyaranyaपुरa	1
16	Jalahalli	1
38	HMT Ward	1
113	Konena Agrahara	1
174	HSR Layout	1
177	J P Nagar	1
184	Uttarahalli	1







### Top 10 wards reporting least number of positive cases in last 7 days

Ward No.	Ward Name	Daily Cases Average
198	Hemmigepura	0
196	Anjanapura	0
195	Konanakunte	0
194	Gottigere	0
193	Arakere	0
192	Begur	0
191	Singasandra	0
190	Mangammanapalya	0
189	Hongasandra	0
188	Bilekhali	0



# BENGALURU MAP SHOWING INTENSITY OF POSITIVE CASES IN LAST 7 DAYS



-  Level 1 : 0 to 1 Cases
-  Level 2 : 1 to 3 Cases
-  Level 3 : 3 to 5 Cases
-  Level 4 : 5 to 10 Cases
-  Level 5 : More than 10 Cases
-  Zone Boundaries

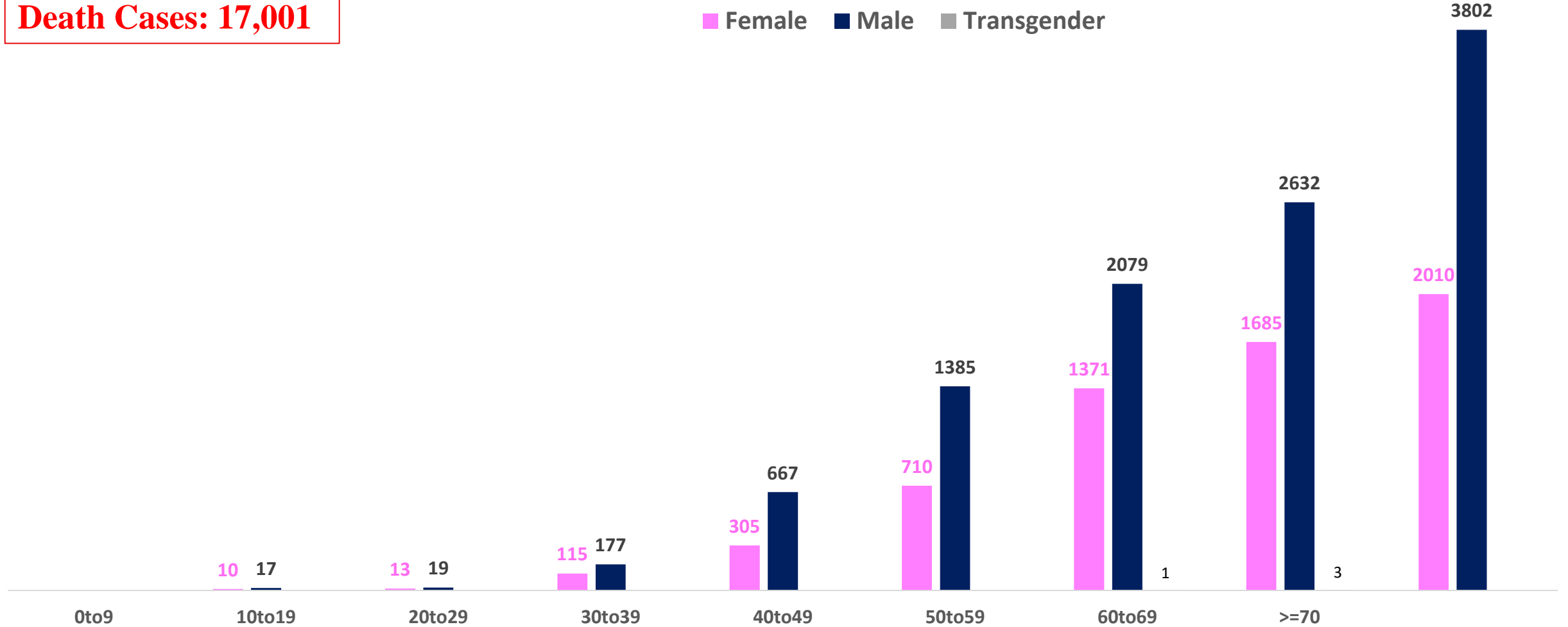




# AGE AND GENDER WISE DISTRIBUTION OF DEATH CASES



**Death Cases: 17,001**





# SNAPSHOT OF COVID-19 CASES IN BENGALURU URBAN



**Total Wards With  
< = 1 Cases\* :  
187**

**Tests Conducted  
on 17.06.2023:  
505**

**Recovery  
Rate\*:  
99.10%**

**Total  
Active Cases :  
13**

**Total Vaccinated  
on 17.06.2023:  
19**

**Positivity  
Rate\* :  
0.36%**

**Active  
Rate\*:  
0.00%**

**Case  
Fatality Rate\* :  
0.00%**





\*Total positive cases In the past 7 days

\*CFR and positivity is for Past 7 days



ಬೃಹತ್ ಬೆಂಗಳೂರು ಮಹಾನಗರ ಪಾಲಿಕೆ  
Bruhat Bengaluru Mahanagara Palike



<b>Download BBMP Bulletin</b>	<a href="https://apps.bbmpgov.in/covid19/mediabulletin.php">https://apps.bbmpgov.in/covid19/mediabulletin.php</a>
<b>To register for vaccination :</b>	<a href="https://selfregistration.cowin.gov.in/">https://selfregistration.cowin.gov.in/</a>
<b>BBMP COVID19 Dashboard:</b>	<a href="https://apps.bbmpgov.in/covid19/">https://apps.bbmpgov.in/covid19/</a>
<b>Follow us on:</b>	 <a href="http://www.facebook.com/bbmp.comm1/">www.facebook.com/bbmp.comm1/</a>
	 <a href="https://twitter.com/BBMPCOMM">twitter.com/BBMPCOMM</a>
	  <a href="https://www.instagram.com/BBMPSplHealth">BBMPSplHealth</a>

Issued by:

Honorable Chief Commissioner, BBMP  
Special Commissioner Health, BBMP  
MD, Bengaluru Smart City Limited

THANK YOU !

ಬೃಹತ್ ಬೆಂಗಳೂರು ಮಹಾನಗರ ಪಾಲಿಕೆ  
Bruhat Bengaluru Mahanagara Palike

ನಾಯಿ ಕಚ್ಚಿದಾಗ ತಕ್ಷಣ ಅನುಸರಿಸಬೇಕಾದ  
ಪ್ರಥಮ ಚಿಕಿತ್ಸೆ ವಿಧಾನಗಳು

 ನಾಯಿ ಕಚ್ಚಿದ ಗಾಯವನ್ನು ಹರಿಯುವ ನೀರಿನಿಂದ ಸಾಬೂನನ್ನು ಉಪಯೋಗಿಸಿ 15 ನಿಮಿಷಗಳು ತೊಳೆಯಿರಿ

 ಕಚ್ಚಿದ ಗಾಯಕ್ಕೆ Dettol ಅಥವಾ ಇನ್ನಿತರೆ anti-septic ದ್ರವವನ್ನು ಹಚ್ಚಿ

 ಆಂಟಿ ರೇಬೀಸ್ ಲಸಿಕೆಗಾಗಿ ಹಾಗೂ ಸೂಕ್ತ ಚಿಕಿತ್ಸೆ ಗಾಗಿ ಹತ್ತಿರದ ವೈದ್ಯರನ್ನು ಅಥವಾ ಬಿಬಿಎಂಪಿ ಅಸ್ಪತ್ರೆಯನ್ನು ಸಂಪರ್ಕಿಸಿ

  @BBMPSplHealth BBMP RABIES HELPLINE: 6364893322

